



District Report Card: 2017


State: Uttarakhand	District: Dehradun
Class: 5	Subject: Language
Schools: 61	Students: 969


Participation/Coverage


Students

 GENDER	Boys		Girls	
	Number	%	Number	%
	466	48.09	503	51.91

 AREA	Rural		Urban	
	Number	%	Number	%
	668	68.94	301	31.06

 CATEGORY	SC		ST		OBC		GEN	
	Number	%	Number	%	Number	%	Number	%
	297	30.65	129	13.31	388	40.04	155	16.00

 CWSN	LD	VI	HI	S&LD	ID	Oth
	1	1	0	0	4	2

 Management	Government		Government-aided	
	Number	%	Number	%
	900	92.88	69	7.12

Average Performance of Students in Language (%)

Overall	Gender		Area		Management		Social Group			
	Male	Female	Rural	Urban	Govt.	Aided	SC	ST	OBC	GEN
61.64	62.05	61.27	62.51	59.71	62.04	56.43	61.28	58.29	64.04	59.14

Performance on Learning Outcomes (LOs)

Learning Outcomes	Description	Average Performance(%)
L504	Reads and comprehends independently storybooks, news items/ headlines, advertisements etc.	60.45
L508	Reads text with comprehension, locates details and sequence of events	62.24

Range of Performance of Students who Answered Correctly							
Below 30%		30% - 50%		50% - 75%		Above 75%	
Number	%	Number	%	Number	%	Number	%
88	9.08	211	21.78	396	40.87	274	28.28

Lowest Performing Learning Outcomes (LOs)

- 1 - Reads and comprehends independently storybooks, news items/ headlines, advertisements etc. (60.45)
- 2 - Reads text with comprehension, locates details and sequence of events (62.24)